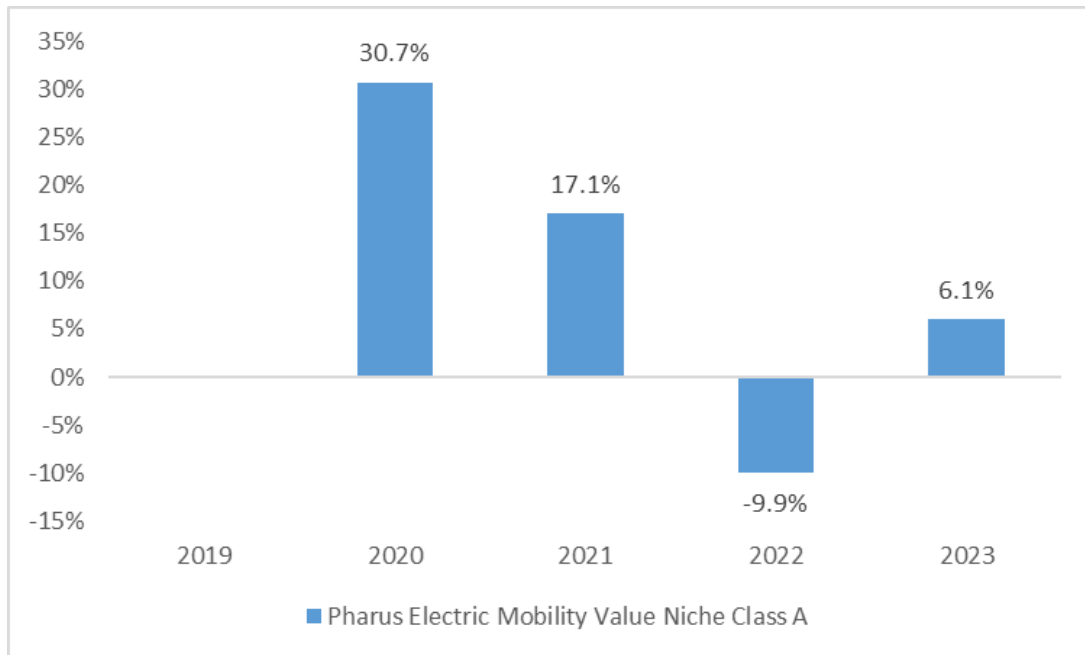


Pharus Electric Mobility Value Niche - Class A

This chart shows the fund's performance as the percentage loss or gain per year over the last 5 years.



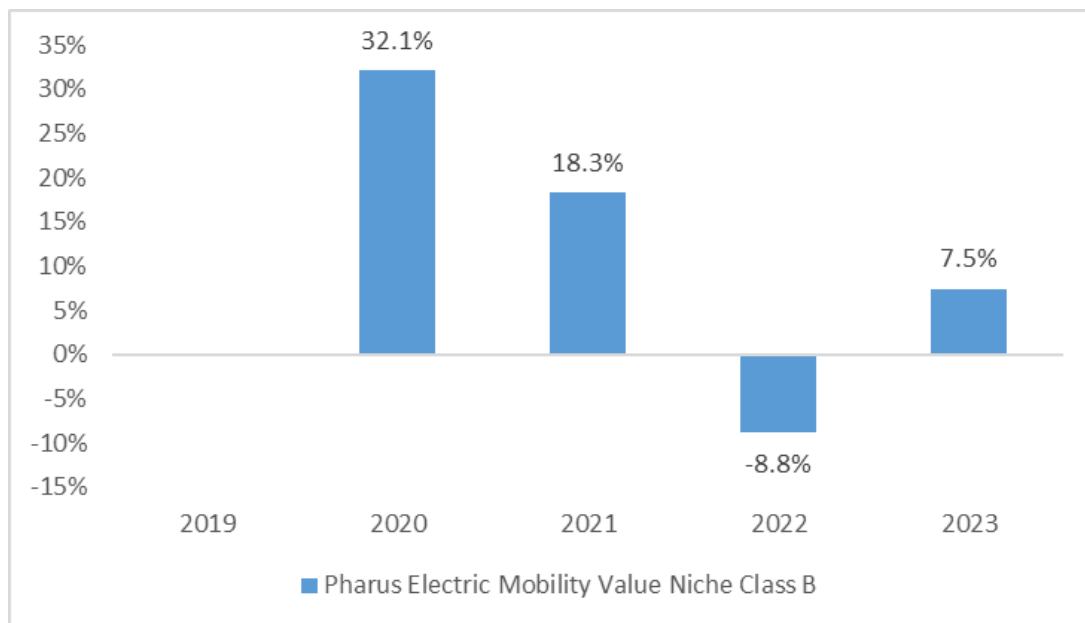
Past performance is not a reliable indicator of future performance. Markets could develop very differently in the future. It can help you to assess how the fund has been managed in the past.

Performance is shown after deduction of ongoing charges and performance fees. Any entry and exit charges are excluded from the calculation.

The share class was launched in 2019. Performance is shown in Euro.

Pharus Electric Mobility Value Niche - Class B

This chart shows the fund's performance as the percentage loss or gain per year over the last 5 years.



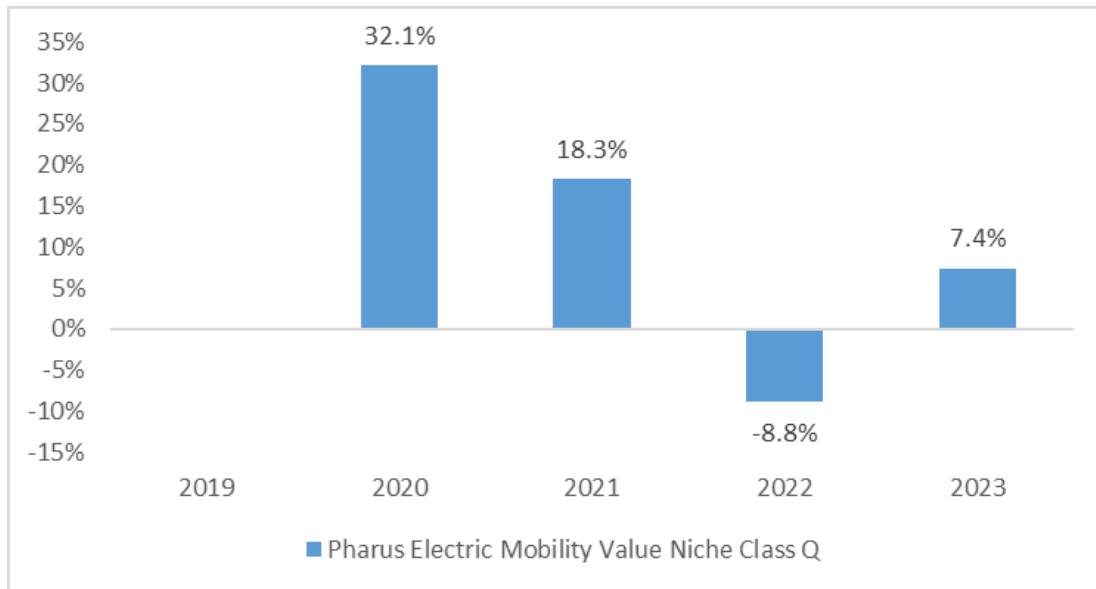
Past performance is not a reliable indicator of future performance. Markets could develop very differently in the future. It can help you to assess how the fund has been managed in the past.

Performance is shown after deduction of ongoing charges and performance fees. Any entry and exit charges are excluded from the calculation.

The share class was launched in 2019. Performance is shown in Euro.

Pharus Electric Mobility Value Niche - Class Q

This chart shows the fund's performance as the percentage loss or gain per year over the last 5 years.



Past performance is not a reliable indicator of future performance. Markets could develop very differently in the future. It can help you to assess how the fund has been managed in the past.

Performance is shown after deduction of ongoing charges and performance fees. Any entry and exit charges are excluded from the calculation.

The share class was launched in 2019. Performance is shown in Euro.

Pharus Electric Mobility Value Niche - Class A GBP

The share class launched in 2023. Therefore, there is insufficient data to provide a useful indication of past performance.